

Compact Single Pole SPD  
**ProBloc B(R) 12.5 (1+0)**  
 Class I • Class II • Type 1 • Type 2



Location of Use: Main Distribution Boards  
 Network Systems: TN-S, TN-C, TT (only L-N)  
 Mode of Protection: L-PE, N-PE, L-PEN, L-N  
 Surge Ratings:  $I_{imp} = 12.5 \text{ kA (10/350}\mu\text{s)}$   
 $I_n = 20 \text{ kA (8/20}\mu\text{s)}$   
 IEC/EN Category: Class I, II / Type 1, 2  
 Protective Elements: High Energy MOV  
 Housing: Compact Design  
 Compliance: IEC 61643-11:2011  
 EN 61643-11:2012

**Technical Data**

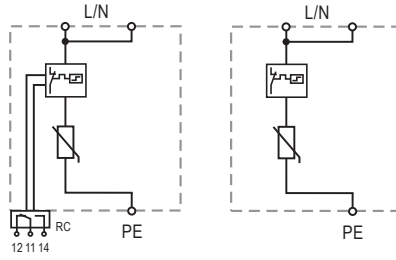
ProBloc B(R) 12.5/xxx (1+0)		150	275*	320*	440
<b>Electrical</b>					
Nominal AC Voltage (50/60 Hz)	$U_o$	120V	230V	230V	400V
Maximum Continuous Operating Voltage (AC)	$U_c$	150V	275V	320V	440V
Nominal Discharge Current (8/20 $\mu\text{s}$ )	$I_n$		20 kA		
Maximum Discharge Current (8/20 $\mu\text{s}$ )	$I_{max}$		50 kA		
Impulse Discharge Current (10/350 $\mu\text{s}$ )	$I_{imp}$		12.5 kA		
Specific Energy	W/R		39 kJ/ $\Omega$		
Charge	Q		6.25 As		
Voltage Protection Level	$U_p$	< 1.0 kV	< 1.5 kV	< 1.5 kV	< 1.9 kV
Response Time	$t_A$		< 25 ns		
Back-Up Fuse (if mains > 250 A)			250 A gG		
Short-Circuit Current Rating (AC)	$I_{SCCR}$		50 kA		
TOV Withstand 5s	$U_T$	174V	334V	334V	585V
TOV Safe Fail 120min	$U_T$	229V	438V	438V	769V
Number of Ports			1		
<b>Mechanical &amp; Environmental</b>					
Temperature Range	$T_a$	-40 °F to +185 °F [-40 °C to +85 °C]			
Permissible Humidity	RH	5%...95%			
Terminal Screw Torque	$M_{max}$	26.5 lbf-in [3.0 Nm]			
Conductor Cross Section (max)		2 AWG (Solid, Stranded) / 4 AWG (Flexible) 35mm <sup>2</sup> (Solid, Stranded) / 25mm <sup>2</sup> (Flexible)			
Mounting		35 mm DIN Rail, EN 60715			
Degree of Protection		IP 20 (built-in)			
Housing Material		Thermoplastic: Extinguishing Degree UL 94 V-0			
Thermal Protection		Yes			
Fault Indication		Red Flag			
Remote Contacts (RC)		Optional			
RC Switching Capacity		AC: 250V/0.5A; 125V/3A			
RC Terminal Cross Section (max)		1.5mm <sup>2</sup> (Solid) / 16 AWG (Solid)			
RC Terminal Screw Torque	$M_{max}$	2.2 lbf-in [0.25 Nm]			
<b>Order Information</b>					
Order Code		150	275	320	440
ProBloc B 12.5/xxx (1+0)		56.0500	56.0502	56.0504	56.0508
ProBloc BR 12.5/xxx (1+0) (with remote contacts)		56.0501	56.0503	56.0505	56.0509

\*OVE Certified

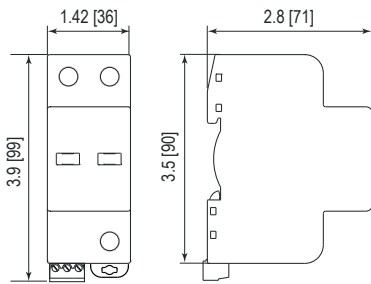
Internal Configuration

Legend

- L Line
- N Neutral
- PE Protective Earth
- RC Remote Contacts Optional



Dimensions & Packaging



Dimensions & Packaging					
<b>ProBloc B 12.5/xxx (1+0)</b>		<b>150</b>	<b>275</b>	<b>320</b>	<b>440</b>
Single Unit Weight	pounds	.330	.440	.440	.661
	grams	150	200	200	300
Single Unit DIN 43880 Dimension				2 TE	
Packaging Dimensions (H x W x L)				4.2 x 3 x 1.6" [109 x 77 x 42mm]	
Minimum Order Quantity				7 Units	
<b>ProBloc BR 12.5/xxx (1+0)</b>		<b>150</b>	<b>275</b>	<b>320</b>	<b>440</b>
Single Unit Weight	pounds	.341	.451	.451	.672
	grams	155	205	205	305
Single Unit DIN 43880 Dimension				2 TE	
Packaging Dimensions (H x W x L)				4.2 x 3 x 1.6" [109 x 77 x 42mm]	
Minimum Order Quantity				7 Units	

inches  
[mm]

Information contained in this document is subject to change at any time without notice.



**Compact Single Pole SPD**  
**ProTube B 50**  
**Class I • Class II • Type 1 • Type 2**



Location of Use: Main Distribution Boards  
 Network Systems: TN-S, TT  
 Mode of Protection: N-PE  
 Surge Ratings:  $I_{imp} = 50 \text{ kA (10/350 } \mu\text{s)}$   
 $I_n = 50 \text{ kA (8/20 } \mu\text{s)}$   
 IEC/EN Category: Class I, II / Type 1, 2  
 Protective Elements: High Energy GDT  
 Housing: Compact Design  
 Compliance: IEC 61643-11:2011  
 EN 61643-11:2012

**Technical Data**

**ProTube B 50/xxx**

**255**

**Electrical**

Nominal AC Voltage (50/60 Hz)	$U_o$	230V
Maximum Continuous Operating Voltage (AC)	$U_c$	255V
Nominal Discharge Current (8/20 $\mu\text{s}$ )	$I_n$	50 kA
Maximum Discharge Current (8/20 $\mu\text{s}$ )	$I_{max}$	100 kA
Impulse Discharge Current (10/350 $\mu\text{s}$ )	$I_{imp}$	50 kA
Specific Energy	W/R	625 kJ/ $\Omega$
Charge	Q	25 As
Voltage Protection Level	$U_p$	< 1.5 kV
Follow Current Interrupt Rating	$I_{fi}$	100 A <sub>RMS</sub>
Response Time	$t_A$	< 100 ns
TOV Withstand 200ms	$U_T$	1200V/300A
Number of Ports		1

**Mechanical & Environmental**

Temperature Range	$T_a$	-40 °F to +185 °F [-40 °C to +85 °C]
Permissible Humidity	RH	5%...95%
Terminal Screw Torque	$M_{max}$	26.5 lbf-in [3.0 Nm]
Conductor Cross Section (max)		2 AWG (Solid, Stranded) / 4 AWG (Flexible) 35mm <sup>2</sup> (Solid, Stranded) / 25mm <sup>2</sup> (Flexible)
Mounting		35 mm DIN Rail, EN 60715
Degree of Protection		IP 20 (built-in)
Housing Material		Thermoplastic: Extinguishing Degree UL 94 V-0

**Order Information**

Order Code	<b>255</b>
ProTube B 50/xxx	56.0510

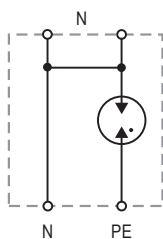
## ProTube B 50

### Internal Configuration

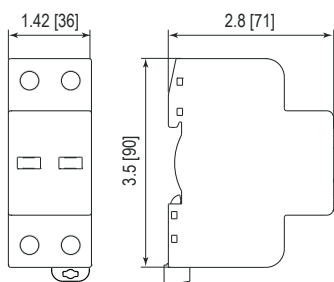
#### Legend

N Neutral

PE Protective Earth



### Dimensions & Packaging



#### Dimensions & Packaging

ProTube B 50/xxx		255
Single Unit Weight	pounds	.396
	grams	180
Single Unit DIN 43880 Dimension		2 TE
Packaging Dimensions (H x W x L)		4.2 x 3 x 1.6" [109 x 77 x 42mm]
Minimum Order Quantity		7 Units

inches  
[mm]

Information contained in this document is subject to change at any time without notice.

