

Pluggable Multi-Pole SPD

ProTec T1 2+0

Class I • Class II • Type 1 • Type 2 • Type 1CA



Location of Use: Main Distribution Boards
 Network Systems: TN-S
 Mode of Protection: L-PE, N-PE
 Surge Ratings: $I_{imp} =$ up to 12.5kA (10/350 μ s)
 $I_n =$ up to 12.5kA (8/20 μ s)
 IEC/EN/UL Category: Class I+II / Type 1+2 / Type 1CA
 Protective Elements: High Energy MOV
 Housing: Pluggable Design
 Compliance: IEC 61643-11:2011
 EN 61643-11:2012
 UL 1449 4th Edition

Technical Data

ProTec T1-xxx-2+0(-R)		75	150	300	350	480	750
IEC Electrical							
Nominal AC Voltage (50/60Hz)	U_o/U_n	60V	120V	240V	277V	400V	600V
Maximum Continuous Operating Voltage (AC)	U_c	75V	150V	300V	350V	480V	750V
Nominal Discharge Current (8/20 μ s)	I_n	12.5 kA	12.5 kA	12.5 kA	12.5 kA	10 kA	5 kA
Maximum Discharge Current (8/20 μ s)	I_{max}	50 kA	50 kA	50 kA	50 kA	50 kA	35 kA
Impulse Discharge Current (10/350 μ s)	I_{imp}	12.5 kA	12.5 kA	12.5 kA	12.5 kA	10 kA	5 kA
Specific Energy	W/R	39 kJ/ Ω	39 kJ/ Ω	39 kJ/ Ω	39 kJ/ Ω	25 kJ/ Ω	6.25 kJ/ Ω
Charge	Q	6.25 As	6.25 As	6.25 As	6.25 As	5 As	2.5 As
Voltage Protection Level	U_p	700V	1000V	1400V	1500V	2000V	2700V
Response Time	t_A	< 25 ns					
Back-Up Fuse (max)		315 A / 250 A gG					
Short-Circuit Current Rating (AC)	I_{SCCR}	25 kA / 50 kA					
TOV Withstand 5s	U_T	114V	175V	337V	403V	581V	871V
TOV 120min	U_T	114V	229V	442V	529V	762V	1143V
	mode	Withstand	Safe Fail	Safe Fail	Safe Fail	Safe Fail	Safe Fail
Number of Ports		1					

UL Electrical							
Maximum Continuous Operating Voltage (AC)	MCOV	75V	150V	300V	350V	480V	750V
Voltage Protection Rating	VPR	330V	600V	900V	1200V	1500V	2500V
Nominal Discharge Current (8/20 μ s)	I_n	20 kA	20 kA	20 kA	20 kA	20 kA	20 kA
Short-Circuit Current Rating (AC)	SCCR	100 kA	200 kA	150 kA	150 kA	200 kA	150 kA

Mechanical & Environmental							
Operating Temperature Range	T_a	-40 °F to +185 °F [-40 °C to +85 °C]					
Permissible Operating Humidity	RH	5%...95%					
Altitude		13123 ft [4000m]					
Terminal Screw Torque	M_{max}	39.9 lbf-in [4.5Nm]					
Conductor Cross Section (max)		2 AWG (Solid, Stranded) / 4 AWG (Flexible) 35 mm ² (Solid, Stranded) / 25 mm ² (Flexible)					
Mounting		35 mm DIN Rail, EN 60715					
Degree of Protection		IP 20 (built-in)					
Housing Material		Thermoplastic: Extinguishing Degree UL 94 V-0					
Thermal Protection		Yes					
Operating State / Fault Indication		Green Flag / Not Green Flag					
Remote Contacts (RC)		Optional					
RC Switching Capacity		AC: 250V/1A, 125V/1A; DC: 48V/0.5A, 24V/0.5A, 12V/0.5A					
RC Conductor Cross Section (max)		16 AWG (Solid) / 1.5mm ² (Solid)					

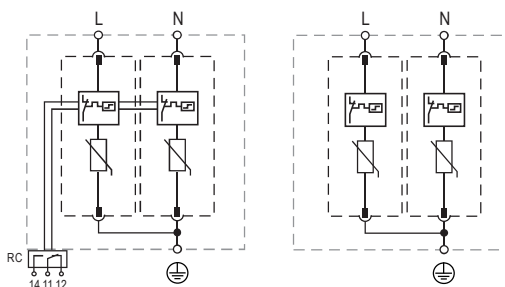
Order Information							
Order Code		75	150	300	350	480	750
ProTec T1-xxx-2+0		59.0349	59.0019	59.0021	59.0023	59.0025	59.0027
ProTec T1-xxx-2+0-R (with remote contacts)		59.0350	59.0020	59.0022	59.0024	59.0026	59.0028
ProTec T1-xxx-P		59.0001	59.0002	59.0003	59.0004	59.0005	59.0006

ProTec T1 2+0

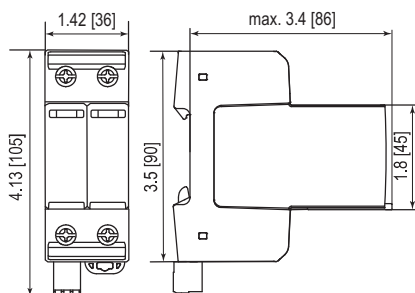
Internal Configuration

Legend

- L Line
- N Neutral
- ⊕ Protective Earth
- RC Remote Contacts Optional



Dimensions & Packaging

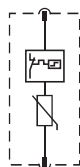


Dimensions & Packaging

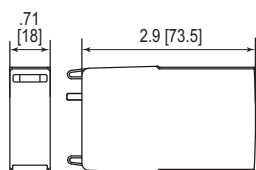
		75	150	300	350	480	750
Single Unit Weight	pounds	.697	.697	.759	.829	.847	.860
	grams	316	316	344	376	384	390
		75	150	300	350	480	750
Single Unit Weight	pounds	.717	.717	.779	.849	.867	.880
	grams	325	325	353	385	393	399
Single Unit DIN 43880 Dimension		2 TE					
Packaging Dimensions (HxWxL)		4.3 x 4.5 x 13.8" [109 x 115 x 352 mm]					
Minimum Order Quantity		7 Units					

Plug Internal Configuration

ProTec T1-xxx-P



Dimensions & Packaging



Dimensions & Packaging

		75	150	300	350	480	750
Single Unit Weight	pounds	.206	.206	.236	.272	.280	.287
	grams	93	93	107	123	127	130
Single Unit DIN 43880 Dimension		1 TE					
Packaging Dimensions (HxWxL)		4.3 x 4.5 x 13.8" [109 x 115 x 352 mm]					
Minimum Order Quantity		28 Units					