

**DATA SHEET**

## Pluggable Single and Multi-Pole SPD

**ProTec T1H 2+0**

Class I • Class II • Type 1 • Type 2



Location of Use: Main Distribution Boards  
 Network Systems: TN-S  
 Mode of Protection: L-PE, N-PE  
 Surge Ratings:  $I_{imp} = 12.5 \text{ kA (10/350}\mu\text{s)}$   
 $I_n = 20 \text{ kA (8/20}\mu\text{s)}$   
 IEC/EN Category: Class I+II / Type 1+2  
 Protective Elements: GDT in series with High Energy MOV  
 Housing: Pluggable Design  
 Compliance: IEC 61643-11:2011  
 EN 61643-11:2012

**Technical Data**

ProTec T1H-xxx-2+0(-R)

300

**IEC Electrical**

Nominal AC Voltage (50/60Hz)	$U_o/U_n$	240V
Maximum Continuous Operating Voltage (AC)	$U_c$	300V
Nominal Discharge Current (8/20 $\mu\text{s}$ )	$I_n$	20kA
Maximum Discharge Current (8/20 $\mu\text{s}$ )	$I_{max}$	65kA
Impulse Discharge Current (10/350 $\mu\text{s}$ )	$I_{imp}$	12.5kA
Specific Energy	W/R	39kJ/ $\Omega$
Charge	Q	6.25As
Voltage Protection Level	$U_p$	1500V
Response Time	$t_A$	< 25 ns
Back-Up Fuse (max)		315 A / 250 A gG
Short-Circuit Current Rating (AC)	$I_{SCCR}$	25 kA / 50 kA
TOV Withstand 120min	$U_T$	442V
Number of Ports		1

**Mechanical & Environmental**

Operating Temperature Range	$T_a$	-40 °F to +185 °F [-40 °C to +85 °C]
Permissible Operating Humidity	RH	5%...95%
Altitude		13123 ft [4000m]
Terminal Screw Torque	$M_{max}$	39.9 lbf-in [4.5Nm]
Conductor Cross Section (max)		2 AWG (Solid, Stranded) / 4 AWG (Flexible) 35 mm <sup>2</sup> (Solid, Stranded) / 25 mm <sup>2</sup> (Flexible)
Mounting		35 mm DIN Rail, EN 60715
Degree of Protection		IP 20 (built-in)
Housing Material		Thermoplastic: Extinguishing Degree UL 94 V-0
Thermal Protection		Yes
Operating State / Fault Indication		Green Flag / Not Green Flag
Remote Contacts (RC)		Optional
RC Switching Capacity		AC: 250V/1A, 125V/1A; DC: 48V/0.5A, 24V/0.5A, 12V/0.5A
RC Conductor Cross Section (max)		16 AWG (Solid) / 1.5 mm <sup>2</sup> (Solid)

**Order Information**

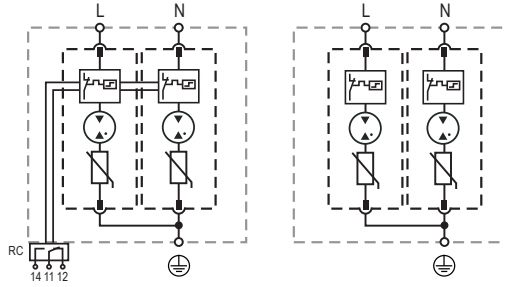
Order Code	300
ProTec T1H-xxx-2+0	59.0312
ProTec T1H-xxx-2+0-R (with remote contacts)	59.0313
ProTec T1H-xxx-P	59.0308

## ProTec T1H 2+0

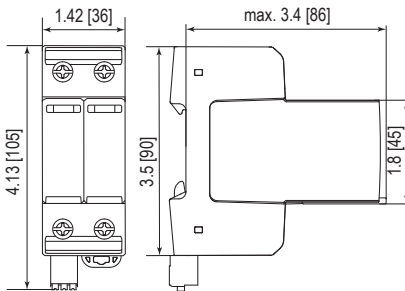
### Internal Configuration

#### Legend

- L Line
- N Neutral
- ⊕ Protective Earth
- RC Remote Contacts Optional



### Dimensions & Packaging

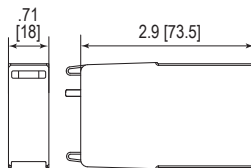


#### Dimensions & Packaging

<b>ProTec T1H-xxx-2+0</b>		<b>300</b>
Single Unit Weight	pounds [grams]	.860 [390]
<b>ProTec T1H-xxx-2+0-R</b>		<b>300</b>
Single Unit Weight	pounds [grams]	.880 [399]
Single Unit DIN 43880 Dimension		2 TE
Packaging Dimensions (HxWxL)		4.3 x 4.5 x 13.8" [109 x 115 x 352 mm]
Minimum Order Quantity		7 Units



### Dimensions & Packaging



#### Dimensions & Packaging

<b>ProTec T1H-xxx-P</b>		<b>300</b>
Single Unit Weight	pounds [grams]	.286 [130]
Single Unit DIN 43880 Dimension		1 TE
Packaging Dimensions (HxWxL)		4.3 x 4.5 x 13.8" [109 x 115 x 352 mm]
Minimum Order Quantity		28 Units

inches  
[mm]

Information contained in this document is subject to change at any time without notice.

